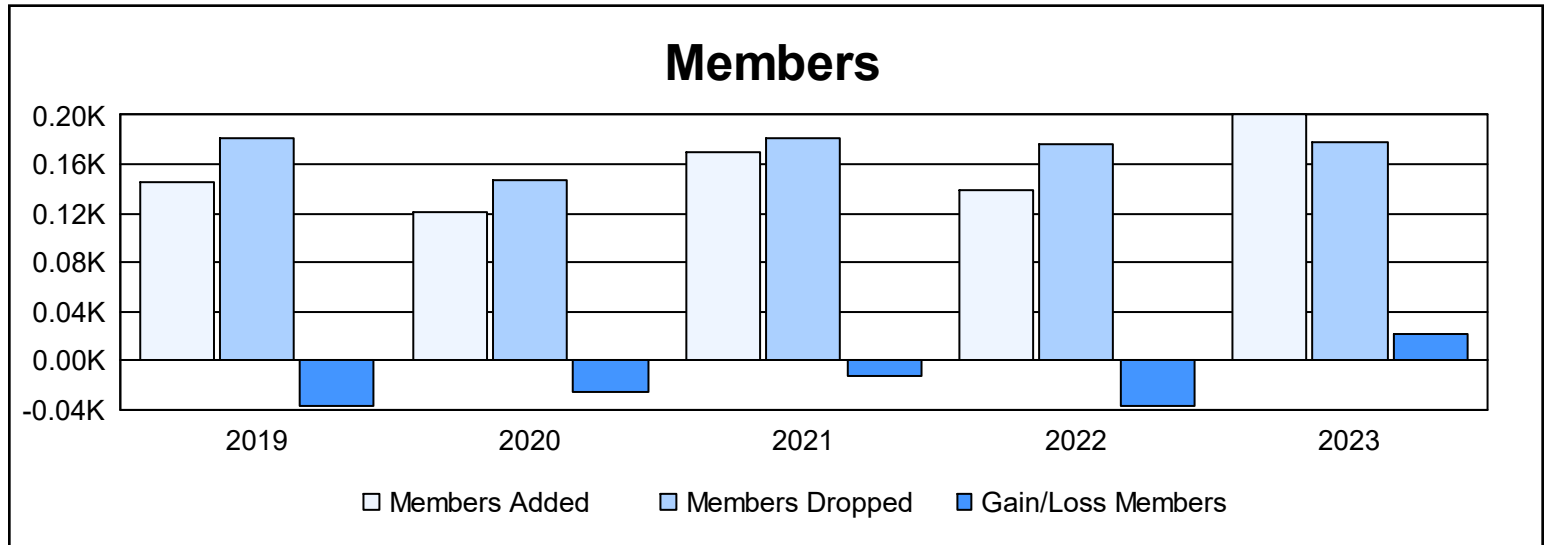
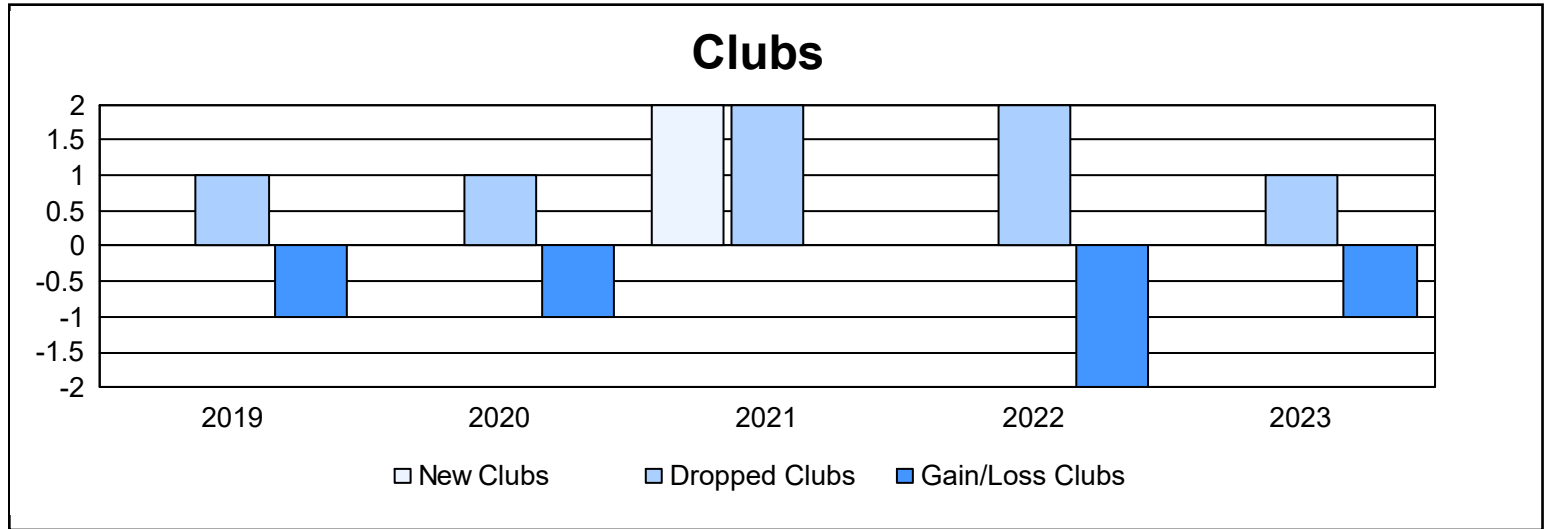
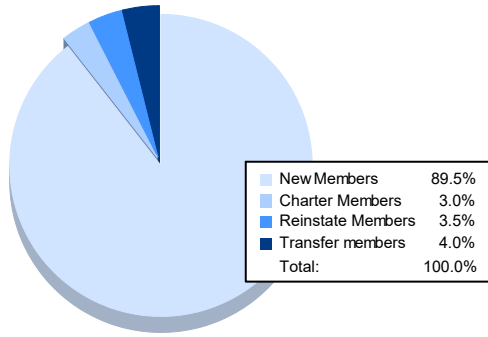


| Year | New Clubs | Dropped Clubs | Gain/ Loss Clubs | New Members | Charter Members | Reinstate Members | Transfer Members | Total Member Added | Total Members Dropped | Gain/ Loss Members |
|----------------|-----------|---------------|------------------|-------------|-----------------|-------------------|------------------|--------------------|-----------------------|--------------------|
| 2018-2019 | 0 | 1 | -1 | 118 | 4 | 6 | 17 | 145 | 182 | -37 |
| 2019-2020 | 0 | 1 | -1 | 108 | 2 | 5 | 6 | 121 | 147 | -26 |
| 2020-2021 | 2 | 2 | 0 | 104 | 57 | 5 | 3 | 169 | 181 | -12 |
| 2021-2022 | 0 | 2 | -2 | 132 | 0 | 3 | 4 | 139 | 176 | -37 |
| 2022-2023 | 0 | 1 | -1 | 179 | 6 | 7 | 8 | 200 | 178 | 22 |
| Average | 0 | 1 | -1 | 128 | 14 | 5 | 8 | 155 | 173 | -18 |



Membership Composition June 2023 Cumulative



Gender Composition June 2023 Cumulative

